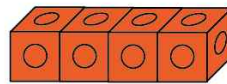
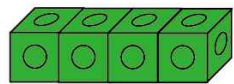


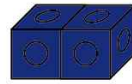
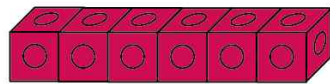
* 창의 연결큐브 어떻게 활용할까요?

1. 초등 1-1. 3단원 덧셈과 뺄셈 - 가르기와 모으기


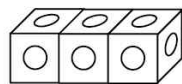
“8” 가르기



▶ 4와 4

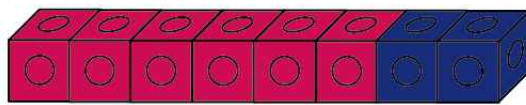
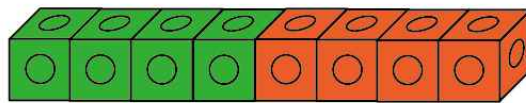


▶ 6와 2



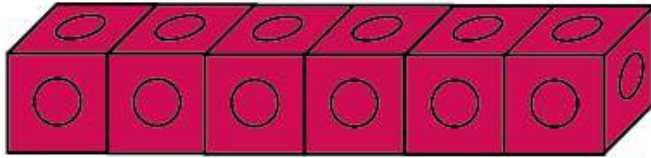
▶ 3과 5

“8” 모으기

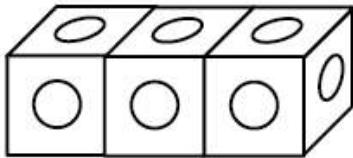




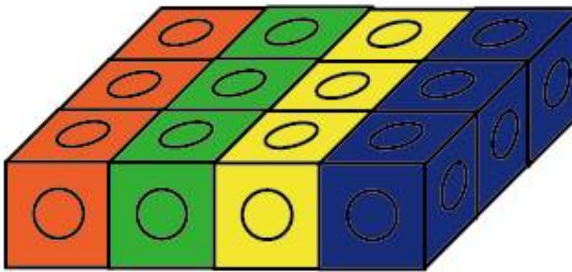
2. 초등 1-1. 4단원 비교하기



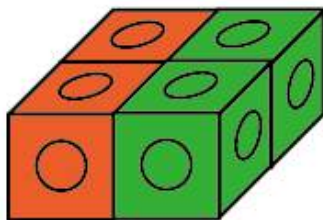
더 길다




더 짧다




더 넓다



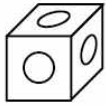
더 좁다



3. 초등 1-1. 5단원 50까지의 수

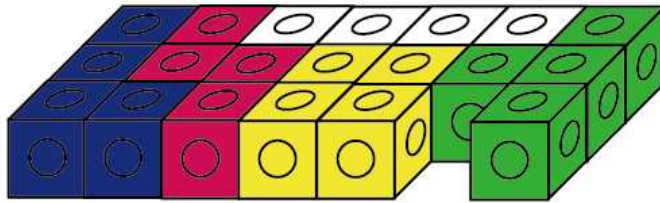


10개씩 묶음(개)

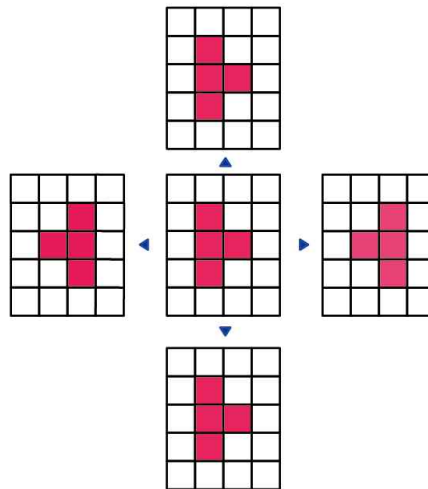


낱개(개)

4. 초등 3-1. 2단원 평면도형 - 테트리스

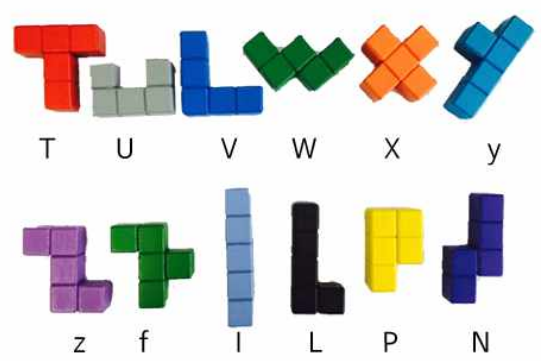
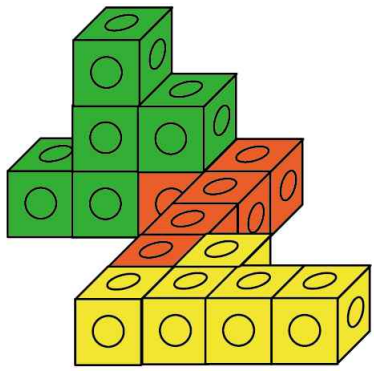


- 테트리스 조각을 변끼리 붙여보고 서로 다른 도형을 만들어 보세요.
- 테트리스 한 조각을 밀기, 돌리기, 옮기기를 합니다.






5. 초등 5-2. 2단원 합동과 대칭 - 펜토미노



6. 초등 6-2 1단원 쌓기나무 - 소마큐브



7. 규칙 찾기 - 어떤 규칙으로 늘어나고 있나요?

